


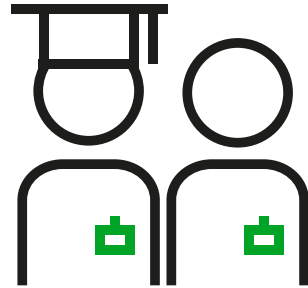
Safe & smooth access to the campus



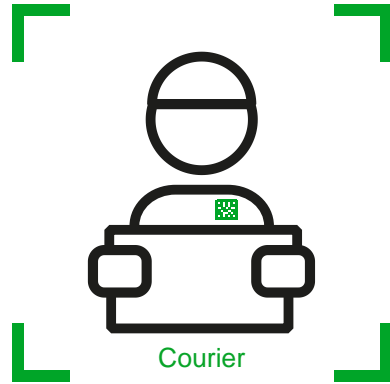
On the following sheets the e-access process is explained in detail, for a **COURIER** entering Brightlands Chemelot Campus.




Visitor



New employee or student



Courier



Contractor

Safe & smooth access to the campus



For reasons of safety and security all **COURIERS** need to be registered before accessing the campus.

Step 1. Registration

Your receiving party (an employee working for an organisation at Brightlands Chemelot Campus) has to register you as a courier.

Step 2. Campus Safety Instruction

Before your visit, you will receive an email containing the Campus Safety Instruction which you have to follow.

Step 3. E-ticket with QR code and practical information

Upon acknowledgement you will receive an e-ticket with a personal QR code and practical information.

Step 4. Campus e-access

You can access and depart from the campus via Gate 2 by scanning your personal QR code at the barriers. The e-ticket with QR code can be printed, or used directly on your smartphone. The QR code only offers access to campus on the registered visit date(s).

Safe & smooth access to the campus



Which types of post and parcels can be delivered to Brightlands Chemelot Campus?

- Post and parcels >25 kg and samples/chemicals can be delivered directly to the person who requested them at the Brightlands Chemelot Campus.
- Post and parcels <25 kg that are not samples or chemicals and that are addressed to Urmonderbaan 22 should be delivered to Canon Business Services.

Canon Business Services

Hofdwarweg 63

6161 DE Geleen, the Netherlands


T: +31 (0)46 7022003 (post)

T: +31 (0)46 7022000 (general)

E: maurits@canon-bs.nl

Please note: post (letters) and/or parcels cannot be delivered if there is no receiving party. Post (letters) and parcels <25 kg without a receiving party can be delivered to Canon Business Services at the address shown above.

Safe & smooth access to the campus



Where can I park my vehicle?

Having made the delivery, you will need to park your vehicle in the parking area beside the Center Court building, P11.

Please note! This is a short-term parking zone and a through road.



Safe & smooth access to the campus



Access to the Brightlands Chemelot Campus for freight vehicles < 3.80 m – Gate 2

Access to the Campus via Gate 2 is only possible for couriers with a vehicle less than 3.80 m in height.

Access to the Brightlands Chemelot Campus for freight vehicles > 3.80 m and/or weighing more than 3.5t – Gate 1

Freight vehicles with a height of more than 3.80 m and/or weighing more than 3.5t must enter the Campus via Gate 1.

Please report to Gate 1, where after being given safety instructions and a route description you can use a day pass to enter the site via Gate 1 and to then access the Brightlands Chemelot Campus via the north or south gate using the same day pass. You can make the delivery to the receiving party and can leave the Brightlands Chemelot Campus via the north or east gate.

Borderlands

Knowledge crossing borders