

Welcome to Brightlands Chemelot Campus

Safe & smooth access to
the campus via e-ticketing
for contractors.

Brightlands
Chemelot Campus




Brightlands

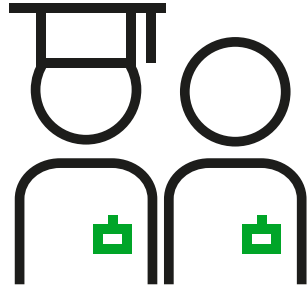
Safe & smooth access to the campus



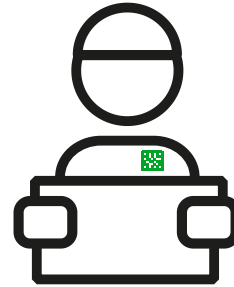
On the following sheets the e-access process is explained in detail, for a **CONTRACTOR** entering Brightlands Chemelot Campus.



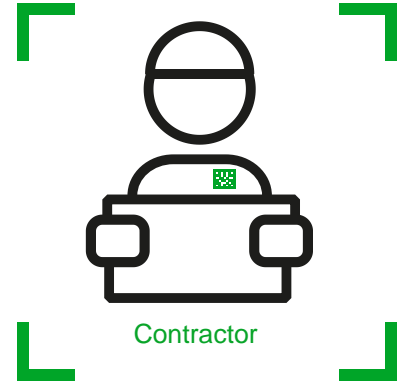
Visitor



New employee or student



Courier



Contractor

Safe & smooth access to the campus



Working at the Brightlands Chemelot Campus as a **CONTRACTOR**.


To be able to work at and to access the Brightlands Chemelot Campus, you will need a QR code or a personal company card. Requesting and/or extending the validity of the QR code or the personal company card can be taken care of by a key user within your organization. This key user is someone who has the authorization to digitally request access or authorization.

- a QR code is intended for employees of contractors who require access to the campus for up to five consecutive days in order to perform their work. The contractor employee receives an e-mail inviting him/her to follow the Campus Access Instruction. After following and successfully completed the instruction, the employee will receive an e-ticket with a QR code granting access to the campus.
- a personal company card is for contractor employees working on the Campus for a longer period of time.

When applying for both a QR code and a personal company card, an online Campus Access Instruction must be followed. The validity of the instruction is three years.

Please note: Without a QR code / personal company card and a receiving party, access to the campus will be denied.

Safe & smooth access to the campus



How can I get an account for the Brightlands Access Portal?

- As a contractor, you must always have a named client ordering party. This client party will need to request a Brightlands Access Portal account for the contractor via Brightlands Chemelot Campus. The contractor's contact person will receive an e-mail with the login details and practical information about the procedure to be followed.
- The contractor is responsible for registering its own employees.
- Subcontractors must be registered by the main contractor via an e-mail to access.ccampus@brightlands.com.

Safe & smooth access to the campus



What are the requirements to be able to perform work at the Brightlands Chemelot Campus as a **CONTRACTOR**?

- All contractor employees must have completed an LMRA = (Last-Minute Risk Analysis) in addition to the access instruction. An appointment for the LRMA instruction can be made by contacting the Day Officer on working days between 10:00 AM and 12:00 noon (except on Thursdays).
- In addition to being granted access, the contractor will also need a work permit to be allowed to perform the work concerned. For the issue of a work permit, an appointment must be made with the Day Officer by calling telephone number +31 (0)6 23 53 65 92 or sending an e-mail to workpermit.ccampus@brightlands.com.
- The work permit must be applied for via the Day Officer and signed by an authorized person representing the contractor with a VCA-VOL (Safety for Operational Managers: SOS-SCC) diploma. Before starting work, the work permit must be collected and signed by an employee holding a VCA/SOS-SCC diploma or equivalent.

Safe & smooth access to the campus



What are the requirements to be able to perform work at the Brightlands Chemelot Campus as a **CONTRACTOR**?

- Applications for work permits must be submitted at least three days in advance to the Day Officer. See the application form with the steps to follow and the necessary information.
https://community.brightlands.com/media/Request_workpermit.xlsx
- Before commencement of the work, all contractor employees must register with the Duty Officer (CvD, Chef van Dienst) of Brightlands Chemelot Campus in building 30. This building is indicated on the Campus map included in the welcome e-mail.
- For further information, please visit the website: <https://community.brightlands.com/safety>. This website includes the campus regulations, forms, and further information.

Borderlands

Knowledge crossing borders