


---

# Welcome to Brightlands Chemelot Campus

Safe & smooth access to  
the campus via e-ticketing  
for visitors.

Brightlands  
Chemelot Campus



Brightlands

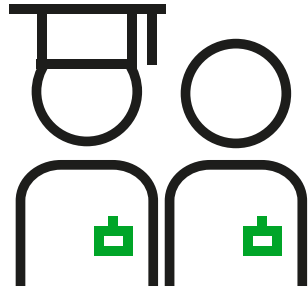
# Safe & smooth access to the campus



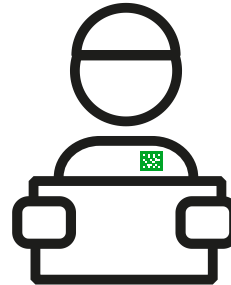
On the following sheets the e-access process is explained in detail, for a **VISITOR** entering Brightlands Chemelot Campus.




Visitor



New employee or student



Courier



Contractor

# Safe & smooth access to the campus



For reasons of safety and security all **VISITORS** need to be registered before accessing the campus.

## **Step 1. Registration**

Your receiving party (an employee working for an organisation at Brightlands Chemelot Campus) has to register you as a visitor.

## **Step 2. Campus Safety Instruction**

Four days before your visit, you will receive an email containing the Campus Safety Instruction which you have to follow.

## **Step 3. E-ticket with QR code and practical information**


Upon acknowledgement you will receive an e-ticket with a personal QR code and practical information.

## **Step 4. Campus e-access**

You can access and depart from the campus via Gate 2 by scanning your personal QR code at the barriers. The e-ticket with QR code can be printed, or used directly on your smartphone. The QR code only offers access to campus on the registered visit date(s).

**Please note: Without a QR code and a receiving party, access to the campus will be denied.**

# Safe & smooth access to the campus



When am I considered a **VISITOR** and eligible for a **VISITOR E-ticket with QR code** to access the campus?

- Persons visiting one of the companies based at Brightlands Chemelot Campus or persons attending an event/meeting.
- Persons who are not coming for the purpose of performing practical work.
- Persons visiting contractors on behalf of a campus-based company to perform work or to attend a meeting.

Borderlands

Knowledge crossing borders